



lumini Solucoes em Iluminacao LTDA  
www.lumini.com.br  
Email: laboratorio@lumini.com.br  
Tel: +55 11 3437-5555 Fax: +55 11 3437-5555  
Address: Rua Ferreira Viana, 716 - Socorro - São Paulo/SP

---

## lumini

---

LumCAT:

Luminaire: micro concentra 15 e fm

LampCAT: modulo led 16W 30K irc 90

Ballast type: LED driver 700mA

Report No:

Voltage(V): 127.7000

Test No:

Current(A): 0.1690

Number of Lamps: 1

Power (W): 19.5560

Lamp flux(lm): 1553.0

PF: 0.9040

Length(mm): 155

Width(mm): 38

Phm Type: C

Height(mm): 0

---

## Photometric Results

---

Lumens(lm): 469.53, Efficiency(%): 30.23% , Luminous Efficacy(lm/W): 24.01

Central intensity(cd): 1481.421, Maximum intensity(cd): 1481.421

Angle of maximum intensity:  $C=0.0$   $\gamma=0.0$

Beam angle of C0 plane : 29.76

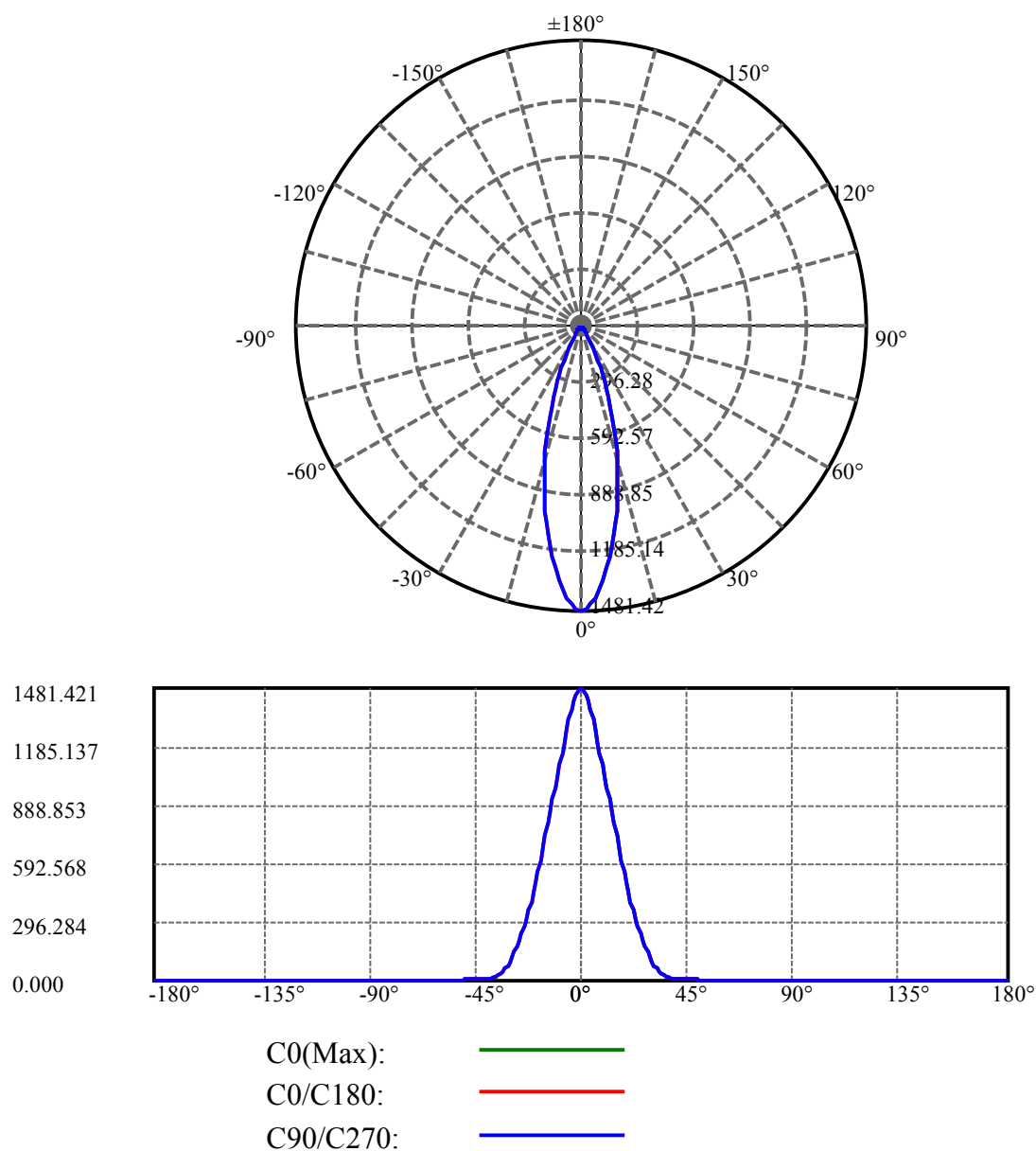
Average BeamAngle(IEC 61341): 29.76

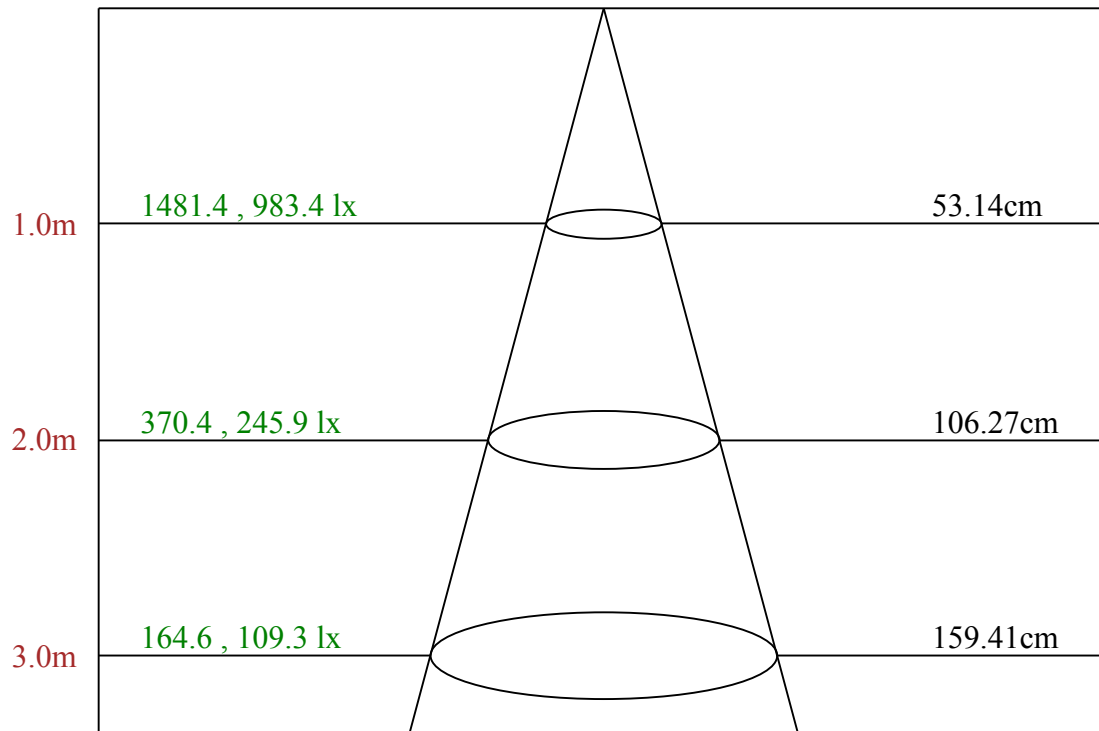
---

Equipment: equipamento lumini  
Temperature(°C): 25.5

Date: 08/04/2025  
Humidity(%): 60.0%

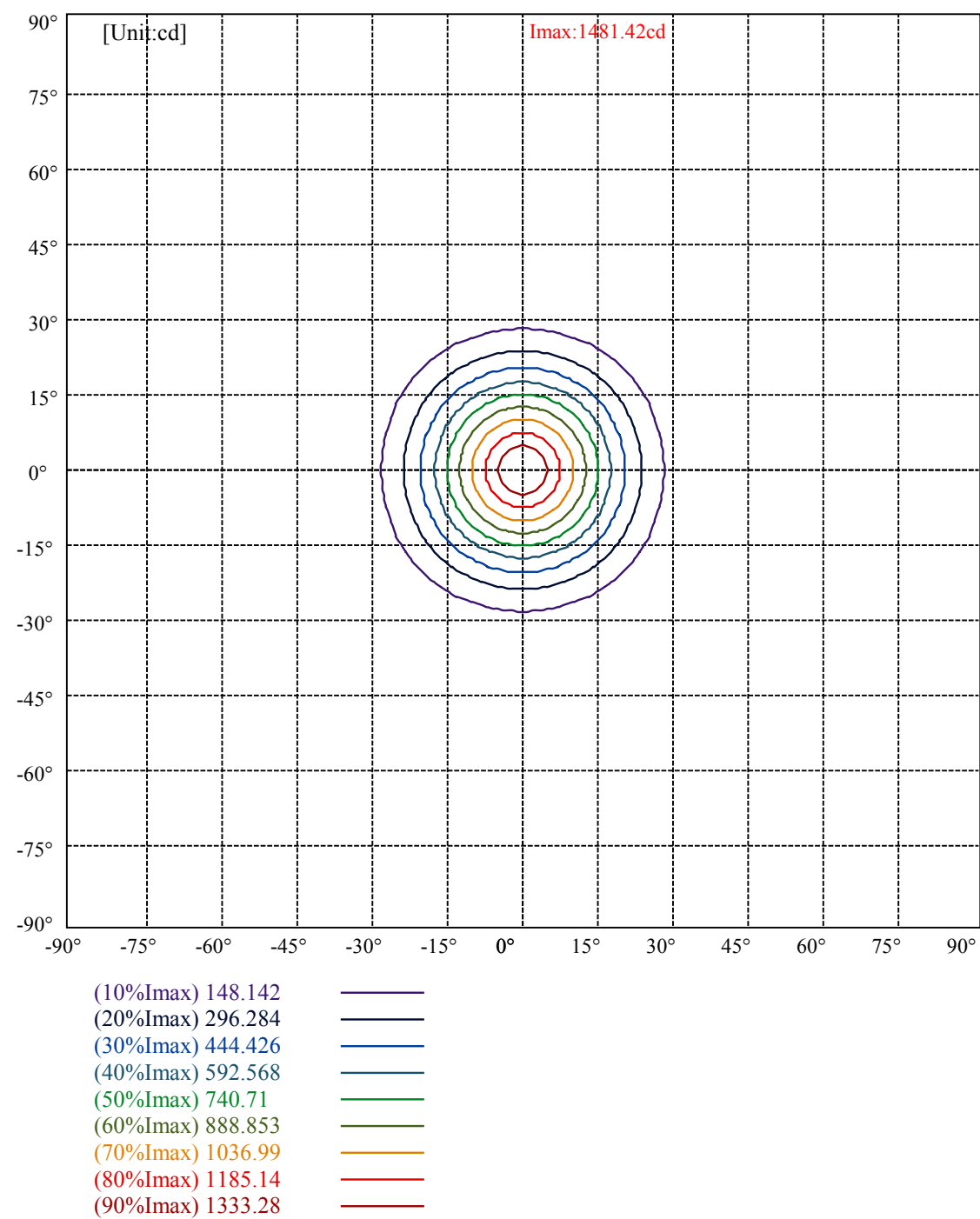
Operator: 01  
Distance(m): 6.90





Max , Ave

Beam angle of C0 plane 29.76



Luminance Table

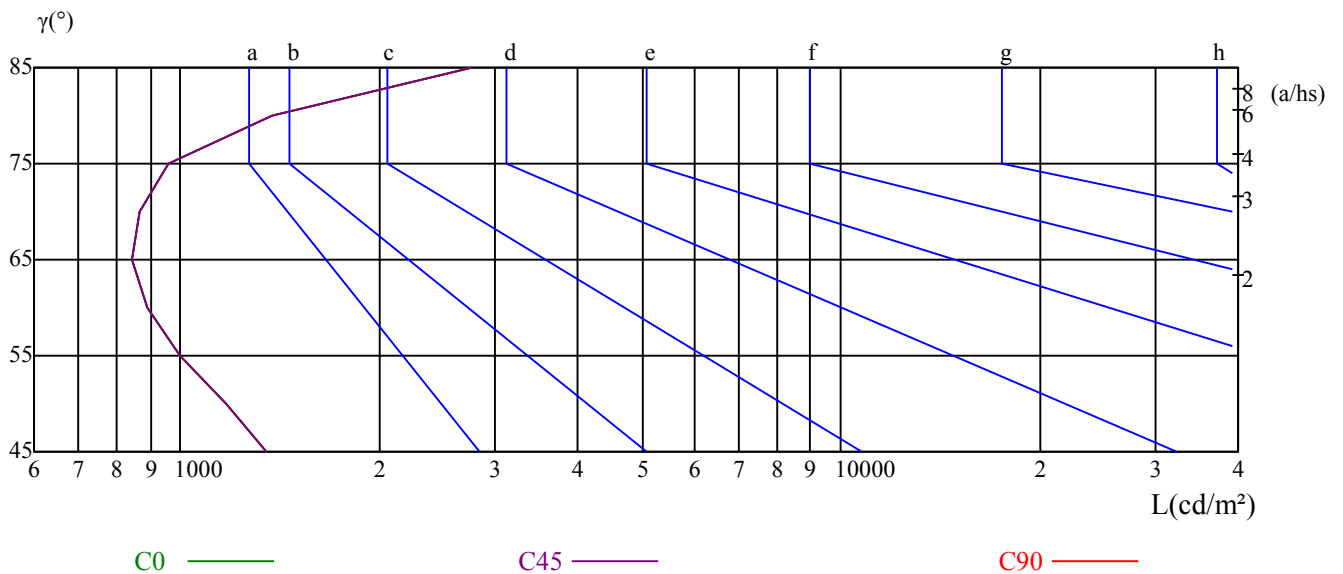
$\gamma$	45	50	55	60	65	70	75	80	85
C0	1350	1173	1001	891	842	869	956	1373	2771
C45	1350	1173	1001	891	842	869	956	1373	2771
C90	1350	1173	1001	891	842	869	956	1373	2771

L(Hor)(65)	L(Ver)(65)	L45(65)	L(Hor)(75)	L(Ver)(75)	L45(75)	L(Hor)(85)	L(Ver)(85)	L45(85)
842	842	842	956	956	956	2771	2771	2771

Glare Table

Glare	Quality	Service Values Illuminance(lx)							
1.15	A	2000	1000	500	$\leq 300$				
1.5	B		2000	1000	500	$\leq 300$			
1.85	C			2000	1000	500	$\leq 300$		
2.2	D				2000	1000	500	$\leq 300$	
2.55	E					2000	1000	500	$\leq 300$
		a	b	c	d	e	f	g	h

Luminance Limiting Curve



Illumination assessment according UGR											
Rf of Ceiling	70	70	50	50	30	70	70	50	50	30	
Rf of Wall	50	30	50	30	30	50	30	50	30	30	
Rf of Floor	20	20	20	20	20	20	20	20	20	20	
Room dimensions		Viewed crosswise					Viewed endwise				
X	Y										
2H	2H	8.19	9.09	8.60	9.45	9.82	8.17	9.07	8.57	9.42	9.79
	3H	8.38	9.18	8.81	9.56	9.96	8.35	9.15	8.78	9.53	9.93
	4H	8.53	9.27	8.97	9.67	10.09	8.50	9.24	8.94	9.64	10.06
	6H	8.84	9.52	9.30	9.94	10.39	8.82	9.49	9.27	9.91	10.36
	8H	9.10	9.74	9.56	10.17	10.63	9.07	9.72	9.54	10.15	10.61
	12H	9.51	10.12	9.98	10.56	11.03	9.49	10.10	9.95	10.54	11.00
4H	2H	8.05	8.79	8.49	9.19	9.61	8.02	8.76	8.46	9.16	9.58
	3H	8.35	8.98	8.82	9.41	9.88	8.32	8.95	8.79	9.38	9.85
	4H	8.67	9.21	9.15	9.67	10.17	8.64	9.18	9.12	9.64	10.14
	6H	9.14	9.62	9.65	10.11	10.61	9.12	9.59	9.63	10.09	10.59
	8H	9.58	10.02	10.11	10.52	11.04	9.56	10.00	10.09	10.50	11.02
	12H	10.23	10.64	10.76	11.13	11.70	10.22	10.62	10.74	11.11	11.68
8H	4H	8.71	9.15	9.23	9.64	10.16	8.68	9.12	9.20	9.62	10.14
	6H	9.40	9.76	9.94	10.28	10.84	9.38	9.74	9.92	10.26	10.82
	8H	10.09	10.38	10.66	10.94	11.49	10.07	10.37	10.64	10.93	11.47
	12H	11.01	11.24	11.59	11.79	12.36	11.00	11.22	11.57	11.78	12.35
12H	4H	8.72	9.13	9.25	9.62	10.19	8.70	9.10	9.22	9.59	10.16
	6H	9.55	9.85	10.12	10.41	10.95	9.53	9.83	10.10	10.39	10.94
	8H	10.30	10.52	10.88	11.08	11.65	10.28	10.51	10.86	11.06	11.63
Variation with the observer position at spacings:											
S = 1.0H		4.3/-2.4					4.3/-2.4				
S = 1.5H		5.6/-2.0					5.6/-2.0				
S = 2.0H		6.4/-1.7					6.4/-1.7				
Standard tables:		BKBF					BKBF				
Uncorrected UGR		-6.2					-6.2				

依据CIE Publ. 117 计算 UGR, S/H = 0.25